



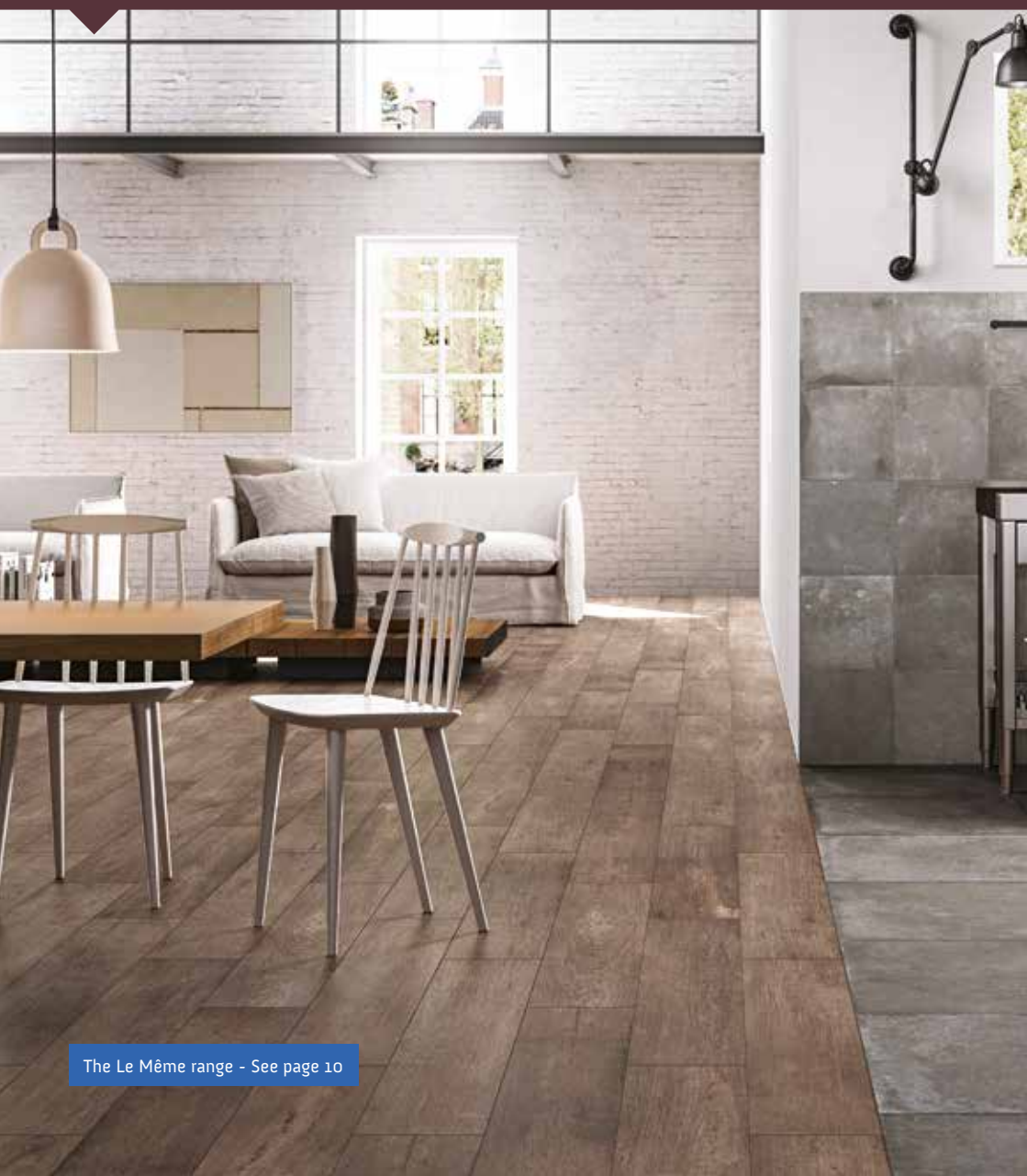
BC

BLUEPRINT

— CERAMICS —

Product Guide

2017



The Le Même range - See page 10

Our ranges

- 04 Layered
- 06 Depictions
- 08 Craftsmanship
- 10 Le Môme
- 12 Puro Art
- 14 Union
- 16 Belgique Blue
- 18 Fresh Ice
- 20 Sensei
- 22 Puzzle
- 24 Numi
- 26 Fruit Tree
- 28 Dream
- 30 Hand-mixed Cement/Woodgrain
- 32 Origin
- 34 Stonerock
- 36 Rewind
- 38 Stride
- 40 Brickwork
- 42 Chevron
- 44 Shimmered
- 46 Whitewash




T 0121 268 3240
 E info@blueprintceramics.com
 W blueprintceramics.com


Layered




The beauty of ceramic tiles is portrayed in different Layers. These double fired ceramic wall tiles come with a matt finish that matches your home decors. BluePrint Ceramics present a collection of layered ceramic tiles with dimensions of 200x1000mm and 200mmx600mm and the thickness being 9.5mm. It is covered with exterior grade plywood for a total thickness of 1 1/8th inch. BluePrint Ceramics also offers variation of ceramic tile layers with colour consistency and shade variation. The layer designs are also available in various arts. These Layers ceramic stoneware offer innumerable possibilities for both residential and corporate projects.



BPBLYCo1 BPBLYCo2 BPBLYCo3 BPBLYCo4



BPBLYCo5 BPBLYCo6 BPBLYCo7 BPBLYCo8



BPBLYCo9 BPBLYC10



SIZES (mm)	117x600, 300x600, 600x600, 1195x1195, 600x1200
FINISHES	Natural
THICKNESSES	10mm

PLEASE NOTE Not all finishes are available in all sizes.

Depictions



These are the 7 natural stones which are minutely selected for a completely new collection of stone-effect porcelain stoneware. These products are available in different sizes which also vary in range. The range starts from 300x600 mm tiles to the extra-large sized tiles that are 1200x2400 mm slabs. There are also 20 mm thick tiles for outdoor purpose. Depictions is a collection which offers architectural solutions for the walls and floors of corporate, commercial and residential complexes. The products come in matt finish, texture finish and bright finish. The wall mix and M composition completes the range of products offered by BluePrint Ceramics.



BPBDPCA01



BPBDPCA02




BPBDPCA03



BPBDPCA04



BPBDPCA05



SIZES (mm)	600x600, 300x600, 600x1200, 300x1200
FINISHES	Matt, Textured & Honed
THICKNESSES	9mm, 10mm, 19mm & 20mm

PLEASE NOTE Not all finishes are available in all sizes.

Craftsmanship




This is a complete new line of cement which features an artisanal origin. It does not have the industrial effect; the surfaces have clouding, brushing and shading. This is done by experienced and professional artisans, who have a brilliant expertise in the study of cement materials and decoration with mineral wall coverings.

The contrasting colours, patterns and graphic effects are available in materials of different formats which are 1200x2400 and 1200x1200 mm. You can also choose the classic sizes which come in 600x1200, 600x600, and 300x600 mm. There are colours available in rice white, dark grey and also some shades of light grey cloud.




BPBCMRC01




BPBCMRC02



BPBCMRC03



BPBCMRC04



SIZES (mm)	1200x2400, 1200x1200, 600x1200, 600x600, 300x600
FINISHES	Natural
THICKNESSES	9mm & 9.5mm

PLEASE NOTE Not all finishes are available in all sizes.

Le Mème



This is a bit of shabby collection for different moods. Le Meme sports vintage effect in different colours like Brown, Beige and Grey. There are different formats like 250x1500 and 225x900 mm. There are also different tiles available in different colours and shades like Almond, Greige and Shadow in formats of 600x600, 300x600, 450x900 and 300x300 mm.

The combination of these two surfaces create an Inlay coffer in warm and cold shades in a format of 750x750 mm. The inlay can be merged with both products for designing a dynamic and trendy environment. The 300x300 mm format of BluePrint Ceramics come in a more marked shade.



BPBLMRE01



BPBLMRE02



BPBLMRE03




BPBLMRE04



BPBLMRE05



BPBLMRE06



SIZES (mm)	225x900, 250x1500, 750x750, 300x600, 600x600
FINISHES	Natural
THICKNESSES	9.5mm & 10mm

Puro Art



Every material can become exquisite if it comprises an essence to be portrayed. The Puro Art comes with the tale of an extreme beauty that can exist in very few ceramic tiles. This is a glazed stoneware collection which brings out the inner beauty in a playful fusion of materials. It reflects the Refin and Daniela Dallavalle clays and the fabric fibres. BluePrint Ceramics brings you the abstract and brand new work on the Daniela Dallavalle and combine it with the beauty of macramé mosaics and linen pictures.



SIZES (mm)	375x750, 750x750
FINISHES	Natural
THICKNESSES	10mm

Union



BluePrint Ceramics’ research has led to the development of the collection that is motivated from the Zebrano Stone. This is the traditional mix, which is translated with a contemporary appeal to offer versatile surfaces. It is suitable to be used in all forms of environments because of its wide range of sizes and excellent finishes.

There are a variety of colours which include: ash, beige, brown, white and grey. You can also get it in a frosted version. It comes in different sizes that include 750x1500, 250x1500, 600x600, 750x750, and 300x600 mm. Apart from the tiles, there are 300x300 mm mosaics in all colours with interwoven composition.



BPBUNRF01



BPBUNRF02



BPBUNRF03




BPBUNRF04



BPBUNRF05



BPBUNRF06



SIZES (mm)	300x1200, 200x1200 & 600x600
FINISHES	Natural
THICKNESSES	9.5mm & 10mm

PLEASE NOTE Not all finishes are available in all sizes.

Belgique Blue



This is a collection inspired by the deep and varied hues of the Belgian Bluestone. There are different machining processes used in this version of ceramic tiles, and the various machining techniques bring out uniquely appealing surfaces. The Belgique Blue collection has got different variables: Scie is a different interpretation of the smooth surface of a cut stone. It features the marks left by blades and the differently coloured strips. Flamme is a flambé finish that comes in dark grey and has got black hues like the ones of a natural stone. This collection is available in dimensions of 600x600 and 450x900 mm.



BPBBBRB01



BPBBBRB02




BPBBBRB03



BPBBBRB04



BPBBBRB05



SIZES (mm)	450x900, 600x600
FINISHES	Natural
THICKNESSES	9.5mm & 10mm

PLEASE NOTE Not all finishes are available in all sizes.

Fresh Ice




The Fresh Ice tile collection originated from the stones of southern France. The project created a fusion of aesthetic and elegant variation of ceramic tiles which interprets a whole new concept of luxury. It can be said to be a path to the old and new designs in a casual elegance. The Fresh Ice collection is available in the lapped version in 600x1200, 600x600 and 300x600 mm. It enhances the strength and diverse colour expressions of the stone in four natural colours which are: Sand, Lead, Ivory and Grey. Fresh Ice meets the requirements of international LEED rating system. The slabs are offered with ground edge which is ideal for close up.



BPBAKFlo1




BPBAKFlo2



BPBAKFlo3



BPBAKFlo4



SIZES (mm)	600x1200, 600x600, 300x600, 1600x3200, 1200x2400, 1600x1600, 1200x1200, 800x800
FINISHES	Raw
THICKNESSES	7mm & 9mm

PLEASE NOTE Not all finishes are available in all sizes.

Sensei



This collection from BluePrint Ceramics is prepared by dry pressing the fine clays. The Sensei ceramic project represents a contemporary version of the marble theme and transmits different sensations through different processing. The finished product is available in 600x1200, 600x600, 300x1200, and 300x600 mm variations.


For the Lux+ finish, you can even get the 100x300 mm variation. The material comes with random graphic modulations which is different from piece to piece. The manual blasting and sanding by BluePrint Ceramics offers a greater finish. With the specific formulation on the surface layer, the Sensei ceramic tiles come with the latest decorative trends through FEEL designed for scenic walls to 3D effect.



BPBSNABK01 BPBSNABK02 BPBSNABK03 BPBSNABK04



BPBSNABK05




SIZES (mm)	600x1200, 300x1200, 600x600, 300x600, 100x300
FINISHES	Matt Polished
THICKNESSES	9mm

Puzzle



The Puzzle collection comes with infinitely possible combinations. You will have the complete freedom in choosing from a large variety. This is a unique piece of art which changes with its elements through horizontal and vertical positioning. It offers you the chance to design the graphic flooring with block colour façade. The gradation of colours starts out as black on the floor and blends into graphic patterns up the wall with the skirting board to create a façade. There are designs where edge elements are organised within actual geometric forms which disperse randomly. There are three types of elements combined. The floors and walls are displayed in patterns or edge elements.



SIZES (mm) 250x250


FINISHES Natural

THICKNESSES 14mm

Numi



This is one of the best collections of ceramic tiles that Blueprint is going to offer you. The Numi collection comprises of square tiles 300 x300 and 600x600 mm with different and partially glazed geometric forms in six different colours. These shapes form into a certain pattern that magnifies into a completely different architecture. The Numini which is smaller in size comes in 500x500mm. It is based on the same principle but they are the representatives of the sculptor soul of collection. This is characterised with a pattern that is created by the embossment and not by the glaze.



BPBKNMN01 BPBKNMN02 BPBKNMN03 BPBKNMN04 BPBKNMN05



BPBKNMN06 BPBKNMN07 BPBKNMN08 BPBKNMN09 BPBKNMN10




BPBKNMN11 BPBKNMN12 BPBKNMN13 BPBKNMN14 BPBKNMN15



BPBKNMN16 BPBKNMN17 BPBKNMN18 BPBKNMN19 BPBKNMN20



BPBKNMN21 BPBKNMN22 BPBKNMN23 BPBKNMN24



SIZES (mm) 600x600, 300x300,
50x50, 20x20

FINISHES Natural, Polished

THICKNESSES 10mm

Fruit Tree



This is the brand-new collection of porcelain stoneware prepared by BluePrint Ceramics. This is such a project that offers a re-interpretation of the different types of wood of fruit trees. The uniqueness lies in the veining effects, the distinctive gnarls and the compact fibres. The natural version of these materials is traditionally limited to furniture making and the design of different objects and constructions. These are now re-interpreted with porcelain stoneware; the extraordinary woods have new usage for the floors and walls for both the commercial and residential setting. This is one of the best patterns of ceramics you can get.



BPBFTMK01



BPBFTMK02



BPBFTMK03



BPBFTMK04



SIZES (mm)	20x1200, 225x1800
FINISHES	Matt
THICKNESSES	9mm & 10mm

PLEASE NOTE Not all finishes are available in all sizes.


Dream



This is a completely fresh implementation of the resin as a compliment. And this is what maintains the sturdy nature and the versatility of the resin application. The objective of the research by BluePrint Ceramics was to search for the perfect colour palette and the tactile nature of slabs. If you are looking for a bit more of a classy and sophisticated product, then this is just the one. The Dream range portrays much more than just a material effect. The soft texture enhances the smooth appearances of the resin, and this is what helped us in creating the soft, delicate textured appearance. We brought you a theme which is able to stimulate the creativity of today’s contemporary living spaces.




BPBDMMR01 BPBDMMR02 BPBDMMR03 BPBDMMR04



BPBDMMR05 BPBDMMR06 BPBDMMR07 BPBDMMR08



BPBDMMR09 BPBDMMR10 BPBDMMR11 BPBDMMR12



SIZES (mm)	1200x2400, 1200x1200, 600x1200, 600x600, 300x600, 150x600
FINISHES	Matt
THICKNESSES	9mm

PLEASE NOTE Not all finishes are available in all sizes.

Hand-mixed Cement & Woodgrain



Hand-mixed Cement. Now this is the creation which is a fusion of ideas from different cultures, traditions and style; these are intrinsically linked to one another. We focused on this link by generating a new and expressive potential which is attained by putting these factors together. Hand-mixed Cement incorporates the story of modern life, the experiences and emotions in a much more tangible way. It is inspired by four extraordinary products which are: Cottocemento, Brick, Wood and hand painted Majolica tiles. Check out the huge collection of BluePrint Ceramics Hand-mixed Cement to have a clear insight what it brings to your home.

Woodgrain. This is a new creation in the collection of ceramic tiles from BluePrint Ceramics. The Woodgrain project focuses on moving beyond the traditional cultures of a single material available for the ceramic tiles. Woodgrain comes in a variety of surfaces and colours. This is an integrated decoration project which started out with an idea which is capable of fusing different surfaces, textures, traditions, styles and tastes. The Woodgrain collection is available in variations of 200x1200 and 800x480 mm for both the Chevron NAT SQ and the sole NAT SQ. You can also get variations in sizes of 300x1200 and 1200x480 mm.

Woodgrain




BPBWGHWo1 BPBWGHWo2

Cement



BPBHMCMo1 BPBHMCMo2 BPBHMCMo3 BPBHMCMo4



SIZES (mm)	Hand Mixed Cement 150x300, 300x300, 150x600, 300x600 Woodgrain 200x1200, 72x600, 300x1200
FINISHES	Matt
THICKNESSES	9mm

PLEASE NOTE Not all finishes are available in all sizes.

Origin



Origin is derived from a Latin name. It focuses on the creative origin of the collection, which has been in development for some time. Well, a lot of ceramic manufacturers might look for natural slabs that they can portray in their tiles, but BluePrint Ceramics takes up a different approach. The inspiration comes from natural things and we re-interpret them in our own ways. We develop new features and tweaks that can offer you a complete state of the art and unparalleled item. We begin with the white marble, beige marble and black stone. From the three main colours, we have focused on creating an infinite number of slabs that are selected using natural quarries by sorting them per colouring and purity.




BPBORIGo1



BPBORIGo2



BPBORIGo3



SIZES (mm)	1200x1200, 250x750, 300x600, 600x1200, 600x600, 750x750
FINISHES	Honed, Natural
THICKNESSES	9.8mm, 10mm & 10.5mm

PLEASE NOTE Not all finishes are available in all sizes.

Stonerock



This is the dynamic force of diagonals which has offered the rise of Stonerock tiles. The range portrays an innovative nature of the complete collection, and the rock indicates the origin of rock stone. This is the initial design on stones that offers you an illusion.

You won't be able to believe your eyes as the surface will appear angular to you, but it is a soft one. It will look as if it has a solid colour which is not actually the case. It looks like it does not reflect; however, when you walk on it, it will change everything. And therefore, the Stonerock collection is inspired by the stone, re-interpreted in an unconventional way.



BPBRsXR01




BPBRsXR02



BPBRsXR03



BPBRsXR04




SIZES (mm)	300x600, 600x1200, 600x600
FINISHES	Natura, Bush, Hammered & Matt
THICKNESSES	10mm & 20mm

Rewind




This is one of the most successful collections of the last two decades. The Rewind tile range will be presented in a completely revised manner and brought up to date for 2017. This is a triumph of technology. The ceramic slabs have very less surface movement and they are available in a variety of colours. This can be coordinated per the aesthetic needs. You will have a total of seven new shades, and they are in the range of pale, medium, and medium-dark. Three surface finishes are also available– Polished, Natural and Bush hammered.



BPBRWRM01 BPBRWRM02 BPBRWRM03 BPBRWRM04



BPBRWRM05 BPBRWRM06 BPBRWRM07



SIZES (mm)	300x300, 300x600, 600x1200, 600x600
FINISHES	Bush, Hammered, Natural & Matt
THICKNESSES	9.2mm

PLEASE NOTE Not all finishes are available in all sizes.

Stride



This style is simple and minimal, yet it offers a brilliant versatility for adapting into different furnishing contexts. The Stride range portrays the effect of stone with a unique, yet uniform outer appearance. It is available in two variables– the 600x600 mm and 300x600 mm in six different colours. The material is prepared from porcelain which is suited for domestic use; but it also has a lot of other uses. You can get a new non-slip surface which is 300x600 cm in size. The Stride styled ceramic styles from BluePrint Ceramics can be useful as regular tiles as well.



BPBSDWK01



BPBSDWK02




BPBSDWK03



BPBSDWK04



BPBSDWK05




SIZES (mm)	600x600, 300x600
FINISHES	Smooth, Natural & Matt
THICKNESSES	9mm

PLEASE NOTE Not all finishes are available in all sizes.

Brickwork




The Brickwork collection depicts the size of a traditional brick. This range flaunts vivid colours that can be used individually or amalgamated to create inspirational formations that radiate brilliance & glow. The collection boasts 12 different shades along with a metallic option that make this unique collection a fun & vibrant range with everlasting options. This stand out collection can inject colour and style into any residential or commercial project.



BPBBWUB01 BPBBWUB02 BPBBWUB03 BPBBWUB04




BPBBWUB05 BPBBWUB06 BPBBWUB07 BPBBWUB08



BPBBWUB09 BPBBWUB10 BPBBWUB11 BPBBWUB12



BPBBWUB13





SIZES (mm)	65x200
FINISHES	Matt
THICKNESSES	10mm

PLEASE NOTE Not all finishes are available in all sizes.

Chevron



Chevron is a collection that advocates the favoured chevron formation. The tiles create a harmonious pattern that adds configuration and significance to any surface. This charming collection offers 10 superior shades in one format of 186x52mm. This tile can be applied and integrated into any project whether it be domestic or commercial and will compliment any array of interiors.



SIZES (mm)	186x52
FINISHES	Matt, Gloss
THICKNESSES	8mm

PLEASE NOTE Not all finishes are available in all sizes.

Shimmered



Shimmered is a rustic inspired collection where the polished sheen that was applied to ancient pots has been echoed in the design of the tile. The distressed nature of these cooking pots has been emulated in each tile. Each fracture, scratch and crack only amplifies the charm and historic story behind the inspiration for the collection. The natural uncomplicated nature of these tiles offer a striking and impressive effect. The tiles integrate beautifully into any traditional or contemporary setting. This range presents us with three colours in a single format of 200x300mm.




BPBSHUG01



BPBSHUG02



BPBSHUG03



SIZES (mm)	200x300
FINISHES	Polished
THICKNESSES	10mm

PLEASE NOTE Not all finishes are available in all sizes.

Whitewash



This dazzling collection adds a touch of finery to any situation. The pearly tiles come in 3 shades with an option of two finishes of gloss or matt. The range has two formats available 75x300 and 75x1500 mm. This range also offers a hexagonal option available in three styles and a format of 172x200 mm. The mystique of the marbled effect is utterly mesmerising allowing these luxurious tiles to fuse into any project with ease.



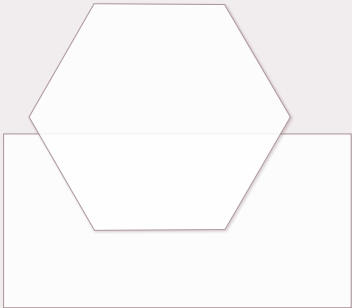
BPBWWECo1 BPBWWECo2 BPBWWECo3 BPBWWECo4



BPBWWECo5 BPBWWECo6



BPBWWECo7 BPBWWECo8 BPBWWECo9



SIZES (mm)	75x300, 75x150 & 175x200
FINISHES	Matt, Gloss
THICKNESSES	9mm

PLEASE NOTE Not all finishes are available in all sizes.



BC

T 0121 268 3240

E info@blueprintceramics.com

W blueprintceramics.com

Century Park | Starley Way | Marston Green | Bickenhill | West Midlands | B37 7HF

