

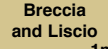




**Materials used:**  
Kellen Breccia  
Alpi, Breccia and  
Liscio Maron,  
Breccia Nero and  
Tagenta setts A-E.

Greenwich Peninsula, London

DISCLAIMER: When ordering please check size, chamfer and spacers are correct in the event of updates over lifespan of printed material.

RANGE			SPACER		CHAMFER			
FLAGS AND PAVERS			 		Breccia and Liscio	Martello and Sabio	Lavaro and Keranova	
Width	Length	Thickness			1mm	3mm	5mm	
<b>60mm THICK</b>								
150	300	60	•		•	•	•	
200	200	60	•		•	•	•	
200	300	60	•		•	•	•	
210	210	60		•				•
300	300	60	•		•	•	•	
<b>70mm THICK</b>								
80	240	70	•		•	•		
<b>80mm THICK</b>								
50	200	80	•		•	•	•	
60	240	80	•		•	•	•	
69	210	80		•				•
100	100	80	•		•	•	•	
100	200	80	•		•	•	•	•
105	210	80	•		•	•	•	•
105	315	80	•		•	•	•	
110	330	80	•		•	•	•	•
125	250	80	•		•	•		
150	150	80	•		•	•	•	
150	200	80	•		•	•	•	
150	300	80	•		•	•	•	
150	400	80	•		•	•	•	
200	200	80	•		•	•	•	•
200	300	80	•		•	•	•	
200	400	80	•		•	•	•	
200	600	80	•		•	•	•	
210	210	80		•				•
300	300	80	•		•	•	•	
400	400	80	•		•	•	•	
500	500	80	•		•	•	•	
600	600	80	•		•	•	•	
<b>90mm THICK</b>								
900	900	90		•	•			
<b>100mm THICK</b>								
100	300	100	•		•	•		
105	420	100		•			•	•
110	330	100	•		•	•		
150	300	100	•		•	•	•	
150	600	100	•		•	•	•	
200	200	100	•		•	•	•	
200	300	100	•		•	•	•	
200	400	100	•		•	•	•	
200	600	100	•		•	•	•	
300	300	100	•		•	•	•	
300	600	100	•		•	•	•	
300	900	100	•		•	•	•	
500	500	100	•		•	•	•	
500	1000	100	•		•	•	•	
600	900	100	•		•	•	•	
700	500	100	•		•	•	•	
<b>120mm THICK</b>								
900	900	120		•	•			
1000	1000	120		•	•			
<b>140mm THICK</b>								
1000	1000	140		•				•
<b>Periano</b>								<b>Periano</b>
200	200	50/60/70/80						•
150	300	50/60/70/80						•
300	300	50/60/70/80						•
200	400	50/60/70/80						•
400	400	50/60/70/80						•

Head Office Ashworth House, Deakins Business Park, Egerton, Bolton BL7 9RP T 0845 260 1748 F 0845 260 1749 E enq@hardscape.co.uk  
 Southern Office Unit 25, Long Marston Industrial Estate, Long Marston, Stratford Upon Avon CV37 8QR T 0845 260 1748 F 0845 260 1749 E enq@hardscape.co.uk  
 Northern Ireland Office Building C, The Studios, 89 Hollywood Road, Belfast BT4 3BD T 0044 (0) 845 260 1748 F 0044 (0) 845 260 1749

# Kellen

Brave landscaping for those who are streets ahead of the rest...



**HARDSCAPE**  
Inspire : Select : Supply  
www.hardscape.co.uk



The Shires, Leicester

Photography: Andrew McCuire



**Materials used:**  
Kellen Tagenta mix setts A-E with random red crystal glass inserts.

Middlesbrough College, Middlehaven

## Kellen

The ingenious modular concrete paving range from Hardscape hosts a new generation of inspirational paving products that combine the efficiency and integrity of 10% recyclable concrete paving with cement-bonded top layered natural stone aggregate.

Manufactured in Holland, it is available in a variety of colours, finishes and sizes and offers ingenious solutions to hard landscaping schemes.

## Sustainable

The Kellen factory has processes in place to reduce dust output into the atmosphere and to save energy and therefore REDUCE CARBON emissions. Recycled water is used in the manufacturing process and raw materials are transported for 90% of their journey by water. As a standard, at least 10% of the raw materials used in the backing layer are from recyclable sources. All products carry a CE mark. As an option products can also be supplied with the Dutch Eco Label (Milieukeur) which guarantees the use of certified recycled building materials for at least 10% in the backing layer.

## Sizes

Sizes range from 100x100x80mm to 1000x1000x140mm and can be easily combined with various kerbs and edgings with flexible laying in pedestrian areas and zones with vehicular traffic.

## Standards

All products conform to the EN standards 1338, 1339 and 1340 with high quality classes for size tolerance, strength, resistance to freeze/thaw and wear. The material can be laid on sand as a flexible paving system as opposed to laying on cementitious bedding mortars providing a cost effective paved scheme. The final result provides a granite aggregate surface offering a real alternative to natural stone products when circumstances require.

## Laying

The product can be machine laid with bespoke machinery that Hardscape have helped develop. Hardscape also recommend using a selected kiln-dried 'silver' sand to complete the final laying for best looking results when using the flexible jointing system from the Kellen range of products.



Stoke Gateway, Hanley



Corby Cube Theatre, Corby



Haletop, Wythenshawe



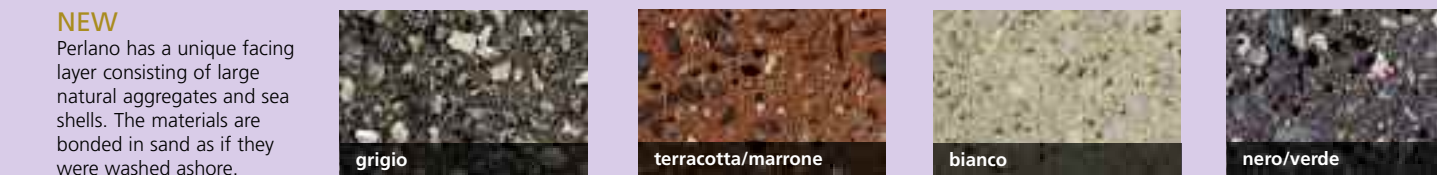

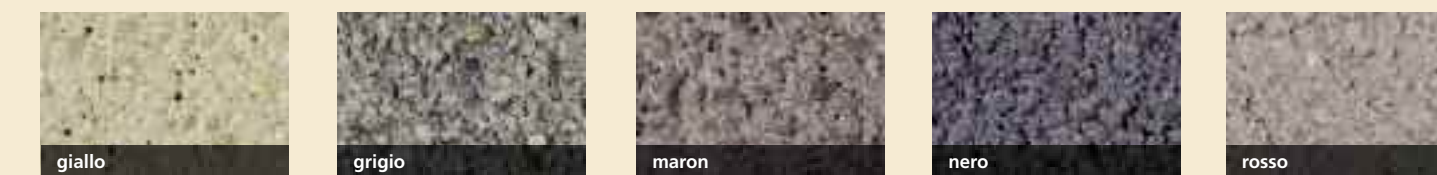
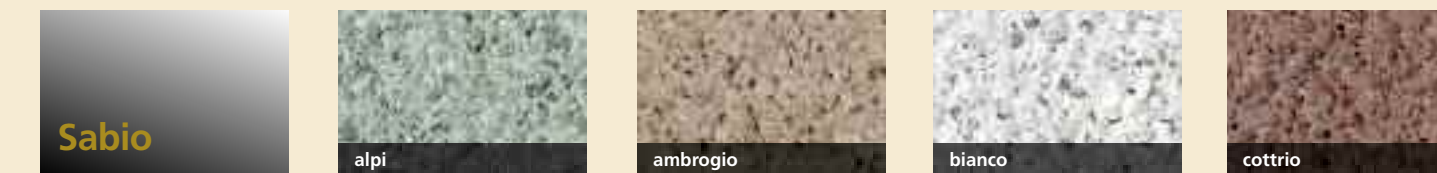
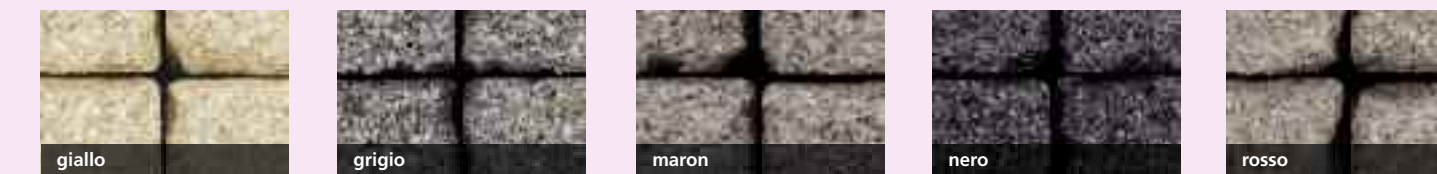

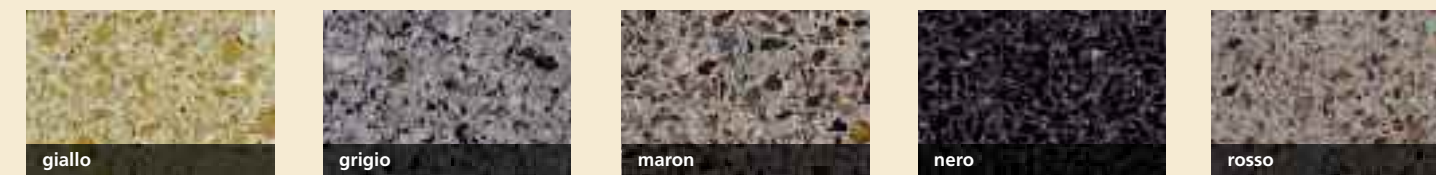
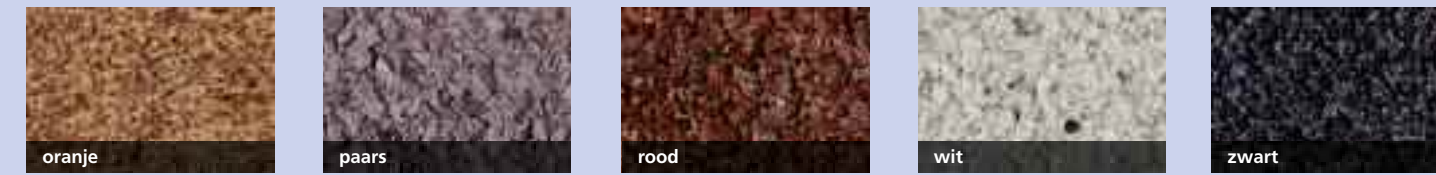
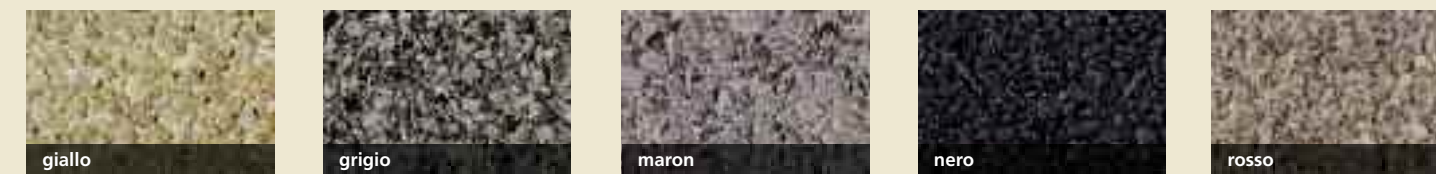
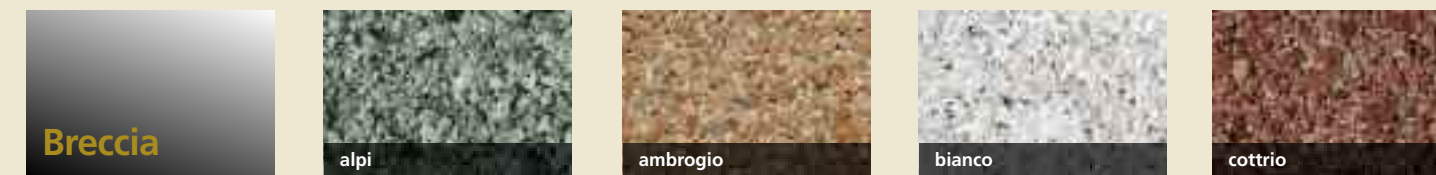
West Street Roundabout, Ashford



Milngavie, Glasgow



Stile Common School, Huddersfield

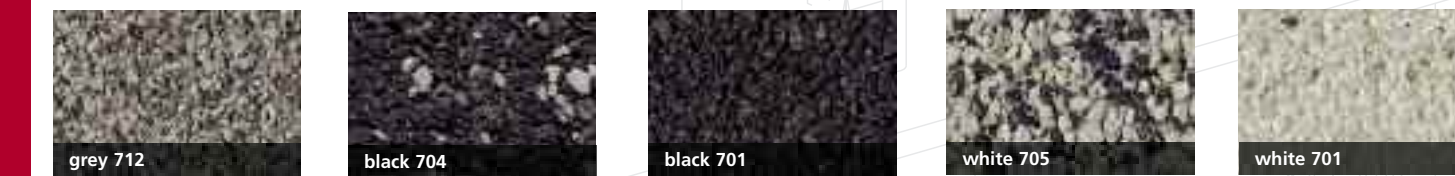


**NEW**  
Perlano has a unique facing layer consisting of large natural aggregates and sea shells. The materials are bonded in sand as if they were washed ashore.

DISCLAIMER: Due to variations in the printing process this colour swatch represents an approximate guide to Hardscape colour-types of Kellen within this selective range. Please request individual samples to appreciate and confirm colour selection.

## Specials

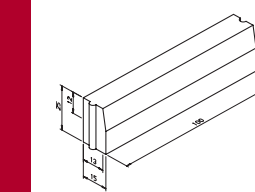
Kellen offers a complementary range of kerbs, planters and steps to form a coherent public space creating its own unique identity. These products are available in 5 standard colours of the Lavaro finish only, including bespoke items which are available upon request and consultation.



## Kerbs

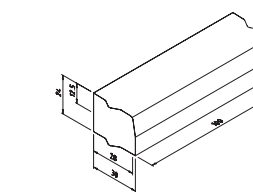
Hardscape has selected a range of kerbs, each having a different way of separating traffic, whether it is visual guidance or physical by height. Each kerb-model offers a wide choice of radii, angles and corners, as well as dropping kerbs. Kellen kerbs are in compliance with EN-1340.

### Half Battered Kerbs



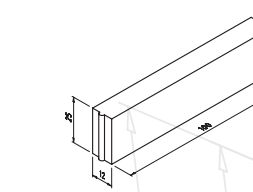
150x250x1000  
200x250x1000

### Flush Kerbs



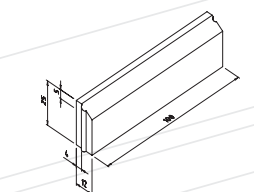
300x240x1000  
400x250x1000

### Flush Kerbs



120x250x1000  
150x250x1000

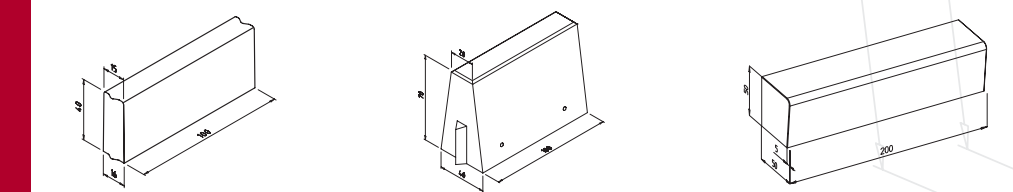
### Splayed Kerbs



120x250x1000  
200x200x1000

## Planters

Kellen planters are available in different sizes and bespoke. Whether used for grass and tree borders or as retaining element to accentuate heights.



## Steps

With Kellen steps it is possible to connect different levels in accordance with the paving that is used.

