



Harland Clay

Available in a range of sizes, colours and textures, Harland clay pavers are superior in many respects and retain the longevity of the original design vision.

Harland clay has exceptional resistance to moisture and attack by acids and alkalis, all of which could affect the colour in alternative concrete products. Clay is not just good looking – it is highly resistant to erosion and impact and possesses tremendous strength. Long recognised for their superior qualities above other paving materials, Harland clay possesses outstanding strength and durability with high anti-slip/skid performance.

The through-colour firing and low water absorption ensure no fading, frost resistance and ease of maintenance offering outstanding durability and long life when correctly laid on the appropriate bedding materials.



Materials used:
Castleyard
Hydrosmart
pavers.

The Eden Project, Bodelva, Cornwall



Head Office
Ashworth House
Deakins Business Park
Egerton
Bolton BL7 9RP
T 0845 260 1748
F 0845 260 1749
E enq@hardscape.co.uk

Southern Office
Unit 25
Long Marston Industrial Estate
Long Marston
Stratford Upon Avon CV37 8QR

T 01789 721012
F 01789 721041
E enq@hardscape.co.uk

Northern Ireland Office
Building C
The Studios
89 Hollywood Road
Belfast BT4 3BD
T 0044 (0) 845 260 1748
F 0044 (0) 845 260 1749

www.hardscape.co.uk

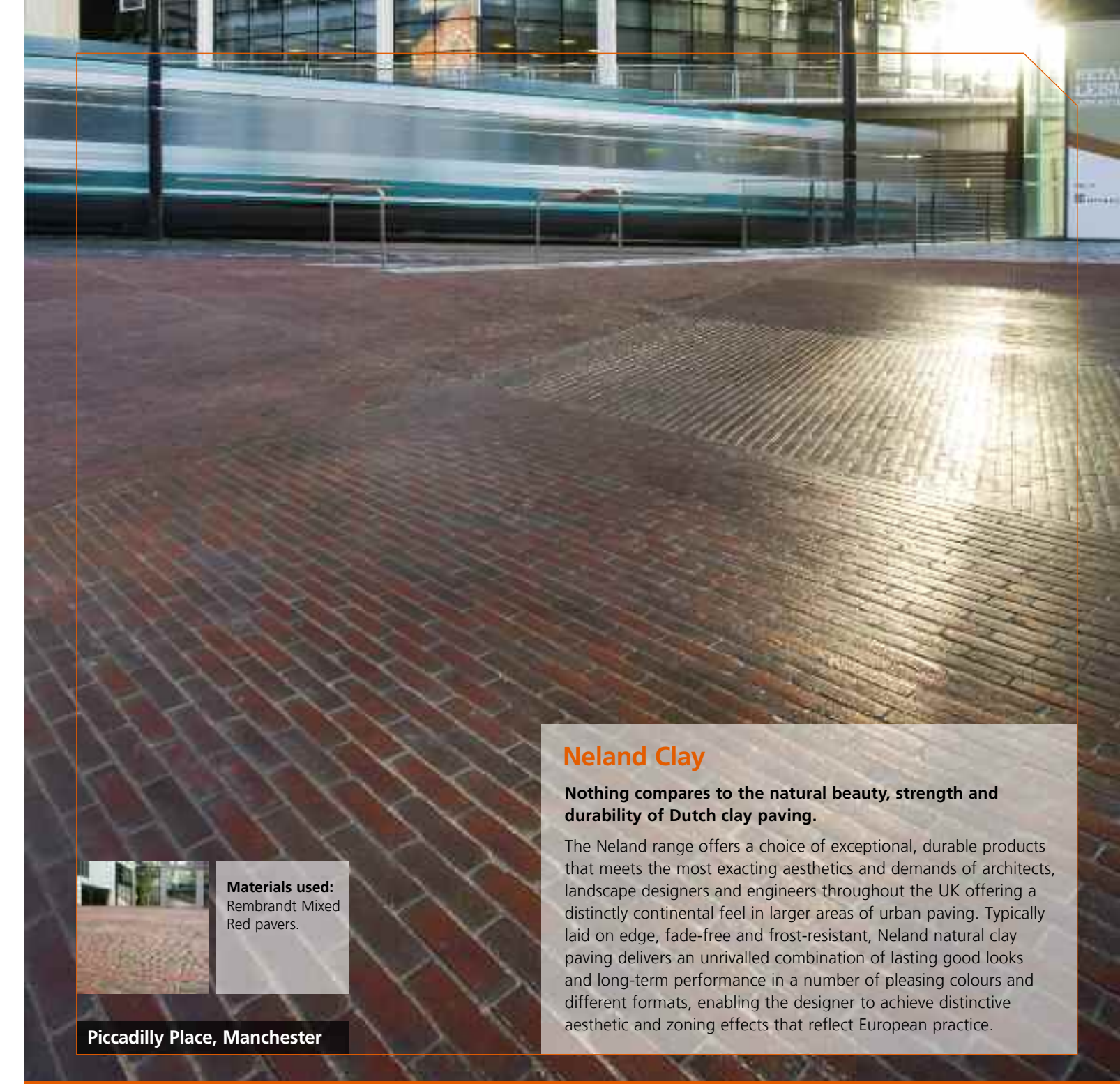


Clay Pavers



Materials used:
Rembrandt Mixed
Red pavers.

Piccadilly Place, Manchester



Neland Clay

Nothing compares to the natural beauty, strength and durability of Dutch clay paving.

The Neland range offers a choice of exceptional, durable products that meets the most exacting aesthetics and demands of architects, landscape designers and engineers throughout the UK offering a distinctly continental feel in larger areas of urban paving. Typically laid on edge, fade-free and frost-resistant, Neland natural clay paving delivers an unrivalled combination of lasting good looks and long-term performance in a number of pleasing colours and different formats, enabling the designer to achieve distinctive aesthetic and zoning effects that reflect European practice.

Neland Range

				
				
				
				
				Glazed   
				
				
				

Finishes
Sanded, un-sanded, tumbled, water-washed and chamfered.



Windrush Square, Brixton Johannesberg




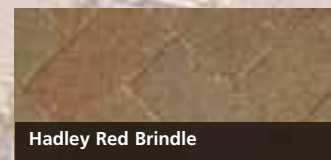
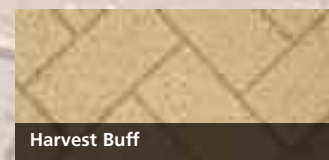
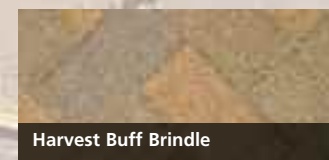




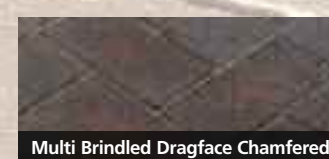











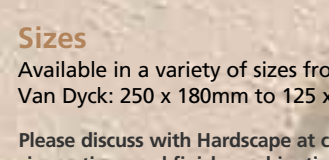


New Islington, Manchester Escher Grey



The Forum, Norwich Haarlem Beige

Harland Range

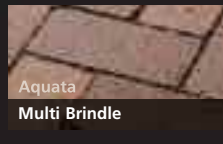
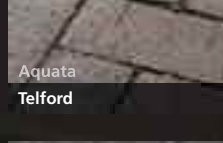
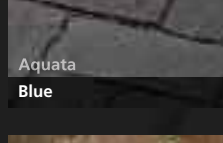
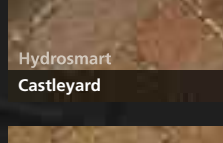
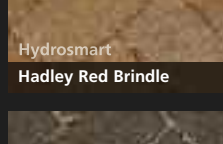
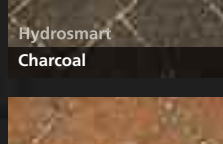

		
		
		
		
		
		
		
		

Sizes
Available in a variety of sizes from: 200 x 120 x 65mm to 300 x 100 x 52mm
Van Dyck: 250 x 180mm to 125 x 150mm. Cobbles: 50mm² to 150mm²
Please discuss with Hardscape at consultation stage to determine actual colour, size options and finish combinations.



Permeable Paving

Permeascape clay products, used with Sustainable Urban Drainage Systems, encourage water to cascade through the construction rather than running off the surface and provide the ideal solution for specifiers seeking excellent long term environmental and technical performance characteristics.







Paver Accessories and Specials

Adding to the aesthetic appeal of a paved surface whilst performing a functional role, these paver accessories are available in colours to complement or contrast with our range of paving products and possess exactly the same durability characteristics.

Tactile and Marker Pavers

Designed to provide warning or guidance information to the visually impaired, tactile pavers can be laid adjacent to pedestrian crossing points or steps. Marker pavers provide an effective means of indicating traffic restrictions, marking out car bays and where the use of naturally contrasting paver colours are not permitted.



Howard Park Community School, Cleckheaton Harvest Buff Brindle



Stockley Park, Uxbridge Ipswich Mix Chamfered



Science Park, Oxford Hadley Red Brindle, Harvest Buff & Harvest Buff Brindle